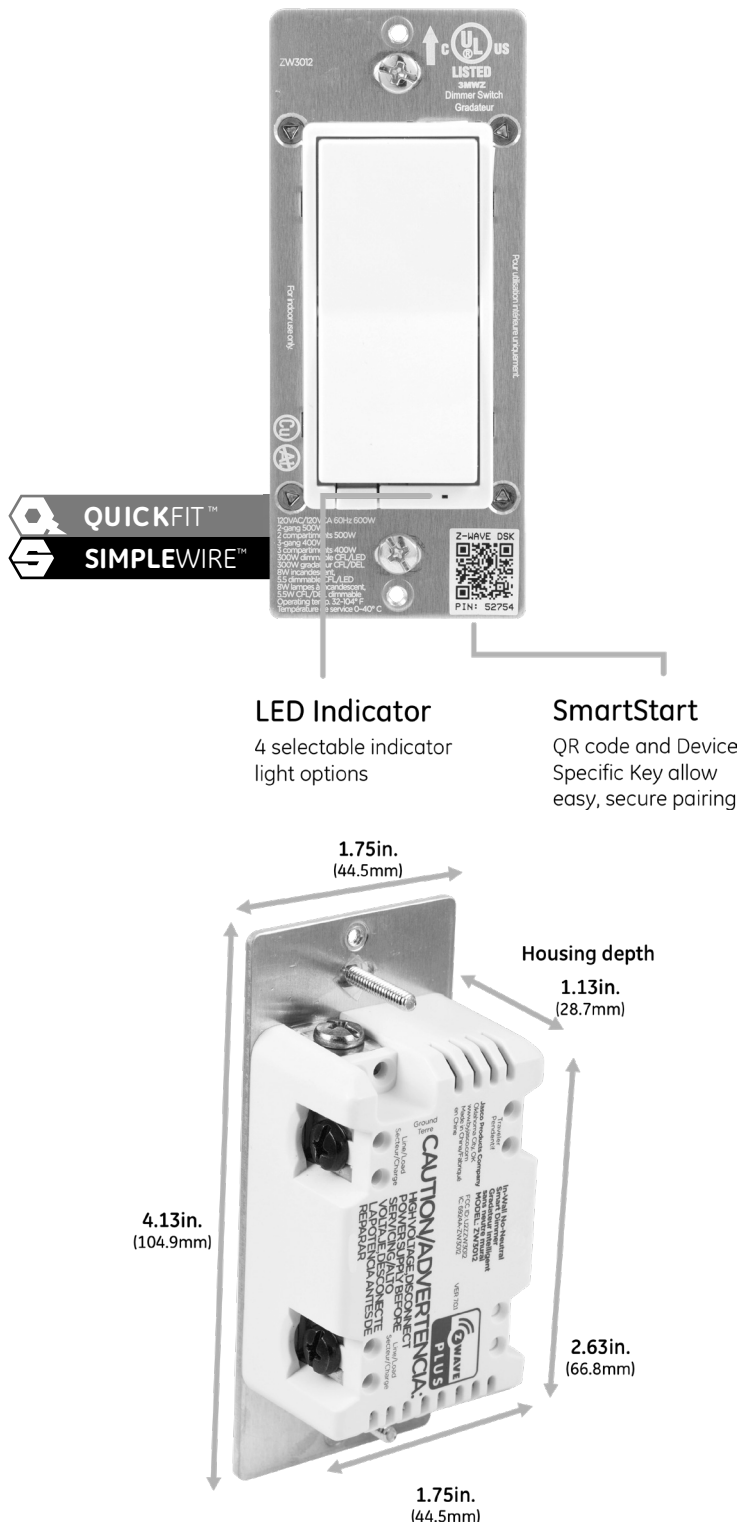


Jasco Z-Wave In-wall No Neutral Smart Dimmer

JASCO®



Specifications

Power: 120VAC, 60Hz **Signal Frequency:** 908.4/916MHz

Maximum Load: 600W Incandescent, 300 Dimmable CFL/LED

Range: Up to 150 feet from controller or closest Z-Wave device

Operating Temperature: 32-104° F (0-40° C)

Warranty: 5-year limited product warranty

No neutral wire required. Switch must be mounted indoors.
The dimmer features switch mode to mirror the behavior of an ON/OFF switch without adjusting brightness of the light.

Design Features

- QuickFit™ – Improved components reduce the housing depth by up to 20 percent compared to previous Z-Wave models and eliminated the need for heat tabs
- SimpleWire™ – Auto line-load sensing terminals support fast installation by detecting line and load wires and configuring the switch accordingly
- Dual ground ports, which are offset to avoid switch box mounting screws, support daisy-chaining in multi-switch setups
- Remotely monitor with any mobile device*
- Works with Google and Alexa (requires compatible hub*)
- May be used in single pole installation or with up to four Jasco 46560 Add-on switches in 3, 4, 5 or 6-way wiring configurations
- Works with most dimmable LED, CFL, halogen and all incandescent bulbs
- Turn ON/OFF and control the brightness level of the connected lighting manually or via Z-Wave hub or controller
- UL Listed to work with dimmable LED & CFLs
- Blue LED has 4 adjustable settings; guide light, status light, always OFF, or always ON. (Configurable manually and through Z-Wave)
- Can be Included in multiple Groups and Scenes
- Utilizes the Z-Wave Firmware Update Meta Data command class for standardized firmware updates Over the Air
- Supports Advanced Configuration; dim rates, LED status, minimum and maximum dim levels, alternate exclusion
- Full Range Dimmability; adjust brightness level from 0-100% in 1% increments
- Screw Terminal Installation; requires wiring connections for Line (Hot), Load and Ground. Traveler wire required for multi pole installation
- Uses a standard decorative wall plate (wall plate not included)
- Interchangeable Paddle Switch: White & light almond paddle included in package
- Inline traveler circuit protection
- Z-Wave Plus Certified

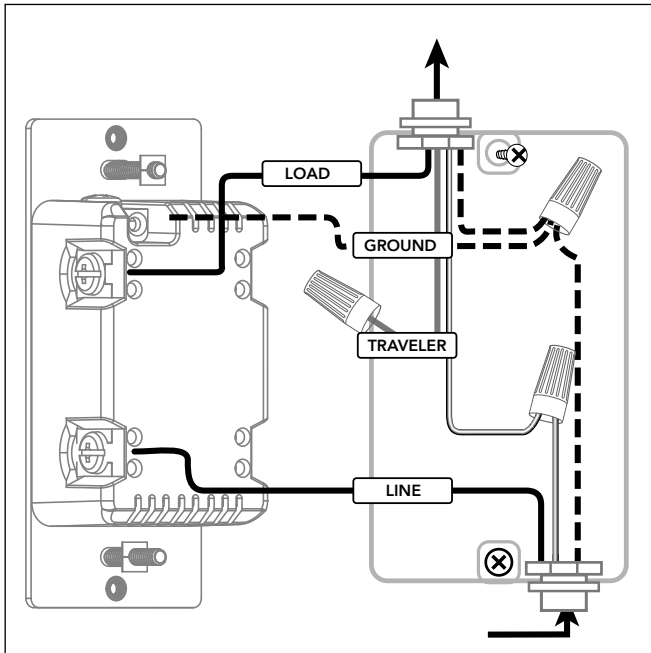
Z-Wave Plus with S2 Security and SmartStart Features

- Improved battery life and up to 50 percent greater wireless range
- QR codes with unique, industry-standard secure key exchange to add a layer of 128-bit encryption
- Effortless device pairing to Z-Wave S2 and SmartStart certified gateways
- Backward compatible with all generations of Z-Wave devices
- 250% faster processor
- 400% more memory
- 50% more energy efficient
- Supports wireless upgrades to future-proof your home

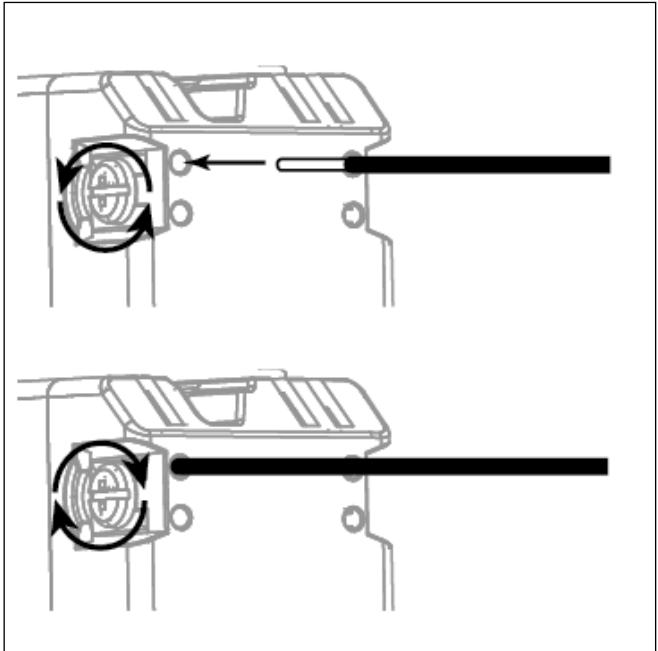
White/light almond paddles included



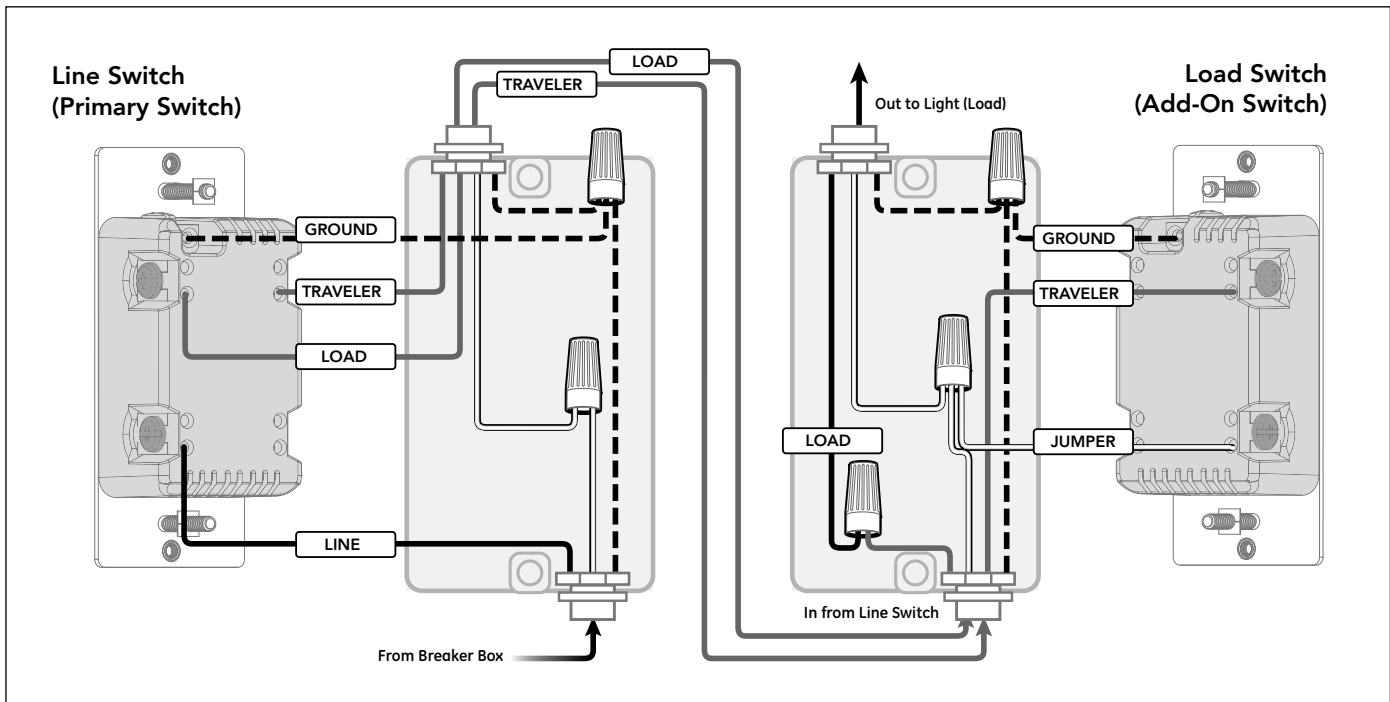
Single Location Wiring



Space-Saving Screw Terminals



Multi-Location Wiring



Installation Recommendations:

- Insert wire into port and tighten screw. Do not wrap wire around screw
- Indoor use only
- Visit <http://www.ezwave.com/hubs> for hub compatibility
- Wallplates sold separately
- Trilingual Instruction manual – (English, French, Spanish)

Device Configuration

Adding your device to a Z-Wave network

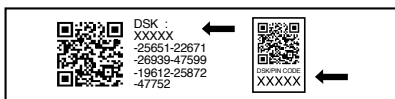
Once the hub is ready to add your smart dimmer, press and release the top or bottom button on the smart dimmer to add it in the network.

To remove and reset the device

Once the controller is ready to remove your device, press and release the top button on the smart dimmer to remove it from the network.

S2 + SmartStart install

The controller's app will indicate if it has discovered the device. If prompted by the controller to enter the S2 security code, refer to the QR code/security number on the side of the box, or the QR code label on the product. Enter the 5-digit code.



To return to factory defaults

Quickly press the ON button 3 times, then press the OFF button 3 times. The LED will flash ON/OFF 5 times when completed successfully.

Certifications & Compliances



Compliances, specifications and availability are subject to change without notice.

Distributed by Jasco Products Company LLC
10 E. Memorial Rd., Oklahoma City, OK

Questions? Contact our U.S.-based Consumer Care at
1-800-654-8483 between 7AM-8PM, M-F, Central Time.

©Jasco 2021

Related Products - Jasco Z-Wave Smart Controls



46560
Add-On
Switch



46562
In-Wall
Smart Switch



46564
In-Wall
Smart Dimmer



24770
In-Wall Smart
Motion Switch



26932
In-Wall Smart
Motion Dimmer



55257
In-Wall
Smart Outlet
CAV



55259
In-Wall Smart
Fan Control
CAV

Additional Paddle Colors



13940
Black Paddle



13943
Brown Paddle



13945
Ivory Paddle